



R21 AND R03 FUNDED INVESTIGATORS AT JABSOM



Melissa Agsalda-Garcia, PhD - Department of Tropical Medicine, Medical Microbiology and Pharmacology


RAMAN-ENHANCED SPECTROSCOPY (RESpect) FOR ANAL DYSPLASIA IN HIV-POSITIVE PATIENTS (R21 CA244078)

This project will discover new biomarker signatures with unique cancer fingerprints from anal dysplasia/cancer tissue from HIV+ participants using Raman-enhanced spectroscopy (RESpect), a laser-based tool which characterizes chemical molecular composition of cells and tissue.



Mariana Gerschenson, PhD (Multiple PI) - Department of Cell and Molecular Biology & Dean's Office
EPIGENETIC DYSREGULATION OF INFLAMMATION LINKED TO LONGITUDINAL CARDIAC TOXICITY IN PERINATAL HIV INFECTION (R21 AI170252, awarded to Cornell University)

Cardiotoxicity may develop in adolescents and young adults living with HIV, and we are looking for novel biomarkers to predict the development of adverse cardiac outcomes in blood samples. This exploratory proposal will use cardiac imaging data and blood specimens from the NIH Pediatric HIV/AIDS Cohort Study to profile epigenetic markers in HIV+ adolescents and young adults as well as HIV-exposed but uninfected adolescents and young adults. This research will have a major impact at optimizing cardiovascular health across the lifespan in children living with HIV.



Yusuke Marikawa, PhD - Department of Anatomy, Biochemistry and Physiology

TERATOGENECITY ASSESSMENT OF NEW ANTIVIRAL DRUGS USING 3D MORPHOGENESIS MODELS (R03 HD110743)

The COVID-19 pandemic necessitated emergency authorization of new drugs against SARS-CoV-2. There was no time, however, to thoroughly investigate potential side effects of these drugs especially during pregnancy. Dr. Marikawa will use 3D morphogenesis models made from mouse and human pluripotent stem cells developed in his laboratory to determine if these drugs affect embryonic development. The study will also provide information on the effects of different concentrations of these drugs, results that may be useful in coming up with safer doses for pregnant women.



Matthew W. Pitts, PhD and **Peter R. Hoffmann, PhD** - Department of Cell and Molecular Biology
THE ROLE OF SELENOPROTEIN I IN MITIGATING NEURODEGENERATION (R21NS133944)

The goal of this project is to determine the precise role of selenoprotein I (SELENOI), a selenium-dependent enzyme, in the central nervous system (CNS). Patients carrying certain SELENOI mutations suffer from a hereditary form of neurodegeneration, indicating that the protein may have a role in healthy neurodevelopment and/or a protective role in the CNS. The researchers created a unique mouse model that does not have SELENOI in its CNS. This mouse model allows a systematic investigation of SELENOI's role in brain development and function.




Chathura Siriwardhana, PhD - Department of Quantitative Health Sciences

RACIAL/ETHNIC DISPARITIES IN THE ALZHEIMER'S DISEASE LINK WITH HEART DISEASE AND STROKE (R03 AG075034)

This project investigates the Alzheimer's Disease (AD) link with heart disease and stroke, focusing on racial/ethnic disparities. The proposed work will be conducted under a time-continuous multi-state model framework, utilizing time-to-event data from 2009 to 2017 longitudinal Hawaii Medicare database. For a state such as Hawaii that has a strong ethnic diversity, findings of racial/ethnic effects on AD/heart/stroke links will be critically important for developing early prevention strategies in the patient care setting.

R21 AND R03 FUNDED INVESTIGATORS AT JABSOM



Michelle D. Tallquist, PhD - Department of Medicine

THE ROLE OF LUNG LIPOFIBROBLASTS IN ALVEOLAR DIFFERENTIATION (R21 HL156112)

One complication of premature birth is airway collapse, known as respiratory distress syndrome. This condition is caused by underdeveloped alveoli, and the goal of this project is to better understand the cellular signals that guide postnatal lung development. Information gained in these studies may lead to improved treatments for lung maturation and reduce the amount of time that infants spend on ventilators.



Monika Ward, PhD - Department of Anatomy, Biochemistry and Physiology

THE ROLE OF Y CHROMOSOME GENES PRSSLY AND TEYORF1 IN MALE REPRODUCTION (R03 HD106936)

This project addresses a key medical problem - the genetic origin of male infertility. CRISPR/Cas9 targeting will be used to investigate the roles of Prssly and Teyorf1, two genes recently discovered on the mouse Y chromosome, which have testis specific expression and are predicted to play roles in sperm development and function in fertilization.